



# the Hedgelines

## In this Issue:

October 2023

- A Garden of Memories at Hillsborough High School
- Spring into Fall with Wildflowers
- Since your Trees Survived the Hurricane Season
- Soil Tests are the Best Tool...Get to Know your Dirt
- Property Spotlight: Fairway Commons HOA
- Fall Mulching Does does the Garden Good
- Fall Fun Happenings

## A Garden of Memories



Lt. Baldomero Lopez

Born and raised in Tampa, Lopez was known as “Baldy” among his family and friends. Inspired by the attack on Pearl Harbor, he joined the high school’s Reserve Officer Training Corps and was a commander in the ROTC program. He graduated and enlisted in the Navy in 1943. He was a Mortar Section Commander, a Rifle Platoon Commander, and served at Camp Pendleton, CA, during the Korean War outbreak. He volunteered for duty and was promoted to 1<sup>st</sup> Lieutenant.

In Korea, his platoon took part in the Battle of Inchon, the largest amphibian invasion since D-Day. With his platoon, 1st Lt. Lopez was engaged in reducing immediate enemy beach defenses after landing with the assault waves. Exposing himself to hostile fire, Lopez was shot in the shoulder as he attempted to throw a hand grenade. Too wounded to try to throw the live grenade again, Lopez instead cradled it under his body and absorbed the full impact. He was 25 and gallantly gave his life for his country. The United Nations troops recaptured the South Korean capital of Seoul two weeks later.



Due to that heroism, Lopez would become Tampa’s first Medal of Honor recipient. His name has been memorialized throughout the area and beyond. His name has since been celebrated throughout the area and beyond. A Seffner school was named for Lopez in 1983, a cargo ship in 1985, a veteran’s home and a local Korean War Veterans Chapter each took his name in 1999, and a statue of Lopez was dedicated in Ed Radice Park in 2016.

In 2020, on the anniversary of his death, Mayor Jane Castor, Councilman Luis Viera, historian E.J. Salcines, and others once again celebrated Lopez outside Tampa City Hall. During the dedication, Salcines, who had led the effort to keep Lopez’s name alive for decades, said, "He is more than a hero. He is Tampa's hero and, as the son of Spanish and Italian immigrants, is a Latin hero. That is very important because I wanted to be like him when I was a child who was also the son of immigrants. This is a story of the son of immigrants who was taught from an early age to love this country."

A beautiful Memorial Garden, tucked into the busy walkways of the Hillsborough High School campus, was rededicated to Lt. Baldomero Lopez. LMP’s President, Orlando Castillo, having also attended Hillsborough High School, worked with the alumnae association and school leadership, upgrading irrigation and installing “Florida Friendly” landscaping to revitalize the garden that looked a bit forgotten.

It was an honor for LMP to join school leadership, alumnae, dignitaries, and members of the JROTC on September 15th, 73 years to the day of his passing, to rededicate the garden right outside the doors of the Reserve Officer Training he had been a member



★ Freedom is not Free ★  
★ Medal of Honor ★ U.S.M.C “Semper Fi”★

# Spring into Fall with Wildflowers

It's nearly impossible not to see one of our fall-flowering asters. It is little wonder that the Asteraceae family is one of the most prominent plant families in the world.

Sixteen Blazing Star species are native to Florida. The two most common are the Slender Blazing Star (*Liatris gracilis*), which occurs in dry areas and grows up to 3 feet tall, and the Dense Blazing Star (*Liatris spicata*), found in moist areas and is much taller, from 2 to 6 feet.



Fall-blooming asters with daisy-like flowers include yellow ones such as Goldenasters (*Chrysopsis* spp.), Tickseeds (*Coreopsis* spp.), Beggarticks (*Bidens* spp.), Silkgrasses (*Pityopsis* spp.) and Sunflowers (*Helianthus* spp.), as well as the traditional purple to white Asters (*Symphyotrichum* spp.). Many asters, however, lack petals but still are beautiful, such as the Rayless Sunflower (*Helianthus radula*).

If you have a passion for purple, eye-catching asters composed only of disc florets include the deertongues (*Carphephorus* spp.), ironweeds (*Vernonia* spp.), and the ever-popular blazing stars (*Liatris* spp.). Blazing stars, also known as gayfeathers, are showy purple wands of flowers that are hard to miss, even when speeding down an interstate at 70 mph. Moreover, Mother Nature was kind enough to give us many purple and yellow asters that flower in the same habitats – a great color combination.

The aster family is just one of several fall plants growing in Florida for the season. Many other plants come into their own during the Florida fall. One beauty in the mint family (*Trichostema dichotomum*) is called Blue Curly because the flower's stamens curl around to place pollen in the perfect spot to attach to pollinators.

However, flowers are not the only source of fall color here in Florida. The American Beauty Berry puts on a brilliant fall-to-winter show. As the days grow shorter, the purple berries grow more vibrant. Other Notables are the Blue Mistflower (*Conoclinium coelestinum*), pink-flowered camphorweeds (*Pluchea* spp.), the dark-purple (but appears black) Rayless Sunflower (*Helianthus radula*), and white flowered thoroughworts (*Eupatorium* spp.), which all lack petals.


## Where are the best places to view fall asters and other wildflowers?

The casual observer may see no changes in Florida this season. Still, those ready to explore outdoors and take advantage of the [slightly] cooler temps will find a natural beauty like no other – Florida's "Second Spring" arrives every Fall. It is a beautiful sight like no other!



above: Goldenaster, Slender Blazing Star, Goldenrod, Dense Blazing Star

below: Rayless Sunflower, Narrowleaf Yellowtops, Blue Mistflower, Giant Ironweed Aster, Eastern Silver Aster



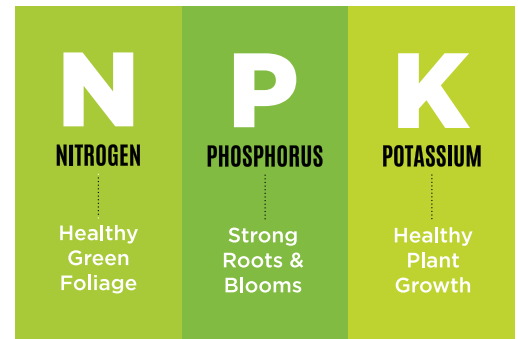
# Soil Tests are the Best Tool...Get to Know Your Dirt!

Florida has plenty of sunshine and rainfall, but its soils are often lacking in nutrients and other attributes necessary for good plant growth.

Since October marks the end of most NPK fertilizer restrictions in our area, taking care of your soil should be at the top of the list. Your turfgrass has been starving all summer, making October and early November ideal for a well-balanced meal before your turfgrass growth naturally slows.

During late fall and winter, shorter daylight hours, reduced light intensity, lower temperatures, and less rainfall cause photosynthesis to slow dramatically. When photosynthesis slows, the plant's need for fertilizer and water is minimal.

Nitrogen is needed for photosynthesis, which uses sunlight to convert carbon dioxide and water into sugars. This process produces chlorophyll, which creates the green color in plants, and the byproduct oxygen. This is why your turfgrass may look pale after a nitrogen-free summer.



## Soil Testing is Right First Step Toward Proper Care of Your Lawn and Garden

### Landscape Test Sampling Procedure

- Samples should best represent the area being tested. Problem areas or areas that are different should be sampled and submitted separately.
- 8-12 sub samples from the area you are testing and mix these samples in a clean plastic bucket.
- Sample from the upper 6 inches of the soil surface and make sure to exclude any root or other plant debris.
- If the soil is damp spread it out and place 1 pint of soil in a labeled sample bag.

### The Landscape Test Form

The sample bag has a "Sample Identification" column you fill out. You have 2 test code options. Unless you want to tailor your use of single-element fertilizers based on existing soil fertility status the extra tests for extractable P, K, Mg, and Ca are of little value. Crop codes for types of grass and landscape plants are available on the form.

**Test A** provides: Soil pH + Lime Requirement \$3.00

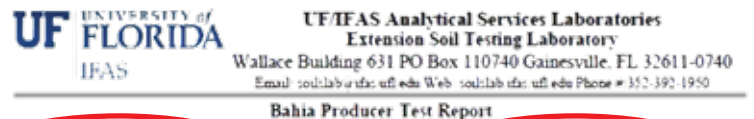
**Test B** provides: Soil pH + Lime Requirement + P, K, Ca, Mg, S, Cu, Mn, and Zn \$10.00

Now is a great time to test your soil. You can use the soil pH information to determine if existing plants are suited to a location, choose new plant material best suited to the site, and apply the correct fertilizer and soil amendments needed for your plants to thrive.



You can email, zoom, or visit your local UF IFAS office for help interpreting your test results.

You can also get help with questions about problem areas in your landscape. They are a fantastic resource for all of us!



**SOIL TEST RESULTS AND THEIR INTERPRETATIONS**

Target pH: 5.5 *This is the pH at which the above crop will grow at its optimum*

pH (1:2 Sample Water): 4.7 *This is the pH of your sample in the water medium*

A-E Buffer Value: 7.60 *Buffer pH is the pH of your soil in Adams-Evans Buffer(A-E Buffer). This is done to determine the lime requirement, which will help increase the soil pH to the target pH level desired by the crop.*

Mehlich-3 Extractable	LOW	MED	HIGH
Phosphorus (mg Kg or ppm P)	9		
Potassium (mg Kg or ppm K)	16		
Magnesium (mg Kg or ppm Mg)	30		
Calcium (mg Kg or ppm Ca)	202		

**LIME AND FERTILIZER RECOMMENDATIONS**

Crop: Bahiagrass

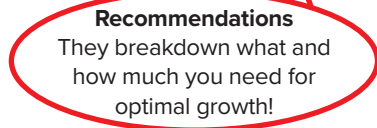
Lime: 1421 lbs per acre

Nitrogen(N): 50 lbs per acre

Phosphorus(P<sub>2</sub>O<sub>5</sub>): Please submit a tissue sample along with the soil sample for P recommendation.

Potassium(K<sub>2</sub>O): Please refer to footnote 131 for Potassium recommendations based on the N option & usage.

Magnesium(Mg): 20 lbs per acre



# Property Spotlight: Fairway Commons HOA

The Fairway Commons community is in North Port, Sarasota County, Florida. It consists of 231 non-contiguous single-family homes and is in the highly sought after deed restricted and gated community of Bobcat Trail. A quick stroll takes you to the community center, which offers full amenities, including a swimming pool, tennis and pickleball courts, fitness center, library, and large clubhouse.



North Port is known for its youthful mindset and unique natural environment. It is recognized as one of the fastest-growing cities in the US, with a buzz of economic activity. Incorporated just 64 years ago, the city's population has a median age of 38 and is one of the youngest in the Southwest Florida region.

Beyond the Bobcat gates, you will find over 80 miles of canal waterways, Warm Mineral Springs, Legacy Trail, the Orange Hammock Conservation area, and the pristine 8,000-acre Myakka State Forest. It is also home to the Atlanta Braves' spring training.



# Since your Trees Survived the Hurricane Season

Your trees may have survived hurricane season, but it wasn't by accident. Taking some crucial steps now in our cooler months will help your trees weather many storms to come. Tree care needs in Florida are as unique as our climate. Fall tree pruning in the right way at the right time keeps them healthy, beautiful, and strong.

## Why tree care is important during fall.

Fall is a critical time for trees to prepare for the winter months. They start shedding their leaves and conserving energy to survive the cooler weather. However, this also means they require extra care to stay healthy and strong. Now is an excellent time to prioritize your tree care efforts to keep your green friends thriving.

## FALL TREE PRUNING IS VITAL FOR MAINTAINING HEALTHY TREES.



### Timing is Everything

Pruning at the wrong time can attract insects and disease. Insects attracted to fresh pruning cuts are no longer flying as fall settles in, so this is a good time to prune susceptible species. If pruned now, trees, including oak and elm, will be less likely to contract diseases.

### Newly Planted Trees & Shrubs

Any young plants will benefit from autumn pruning. This will help to ensure they are well-shaped from the start. Formative pruning is essential for trees as it promotes a strong framework that will support the tree in the future.

### Pruning Live Oaks

If the live oak tree is young and newly planted, perform more substantial limb cutting and pruning maintenance during winter, when the tree is dormant. Likewise, it's best to prune any structural limb on larger, older trees in winter. Pruning may also be done in summer, but the wounds often quickly sprout lots of weedy, suckering water sprouts that must be removed weeks later.

## Early Changes in Leaf Color

Chlorophyll, the green pigment used during photosynthesis, masks leaves' yellow and red pigments. As sunlight and photosynthesis decline as summer turns to fall, the green chlorophyll, which is unstable, begins to break down and reveal the underlying colors.

That means a tree changing much earlier than those around it breaks down chlorophyll faster than it is being manufactured. This is commonly a sign that the tree is under stress. This could be related to moisture stress, too much or too little water, root damage, or insects and disease problems.

A tree changes color early as a defense mechanism to save or divert energy or to combat more serious pest problems. When fall foliage appears early, it is important to determine and address the underlying cause, especially before the onset of harsh winter weather.

LMP's Certified Arborist team can help you complete your fall tree pruning projects and detect any onset of disease. Providing early preventive action can save a tree from more serious issues. They are specially trained to keep the safety, health, and beauty of your trees intact.



# Fall Mulching Does the Garden Good

Mulching your landscaping may need to be added to your list of things to do this Fall. Time, weathering, and even wildlife can have an impact on the lifespan of your mulch.

There is no doubt that mulching builds soil, reduces the need for water, and helps control weeds, but knowing how often to replace your old mulch is half the battle in keeping a healthy landscape.

The benefits will vary depending on the type of mulch you're using. But one thing all mulch has in common is that it will eventually need replacing.

Mulch plays a crucial role in the Fall and is a great way to promote a healthy and sustainable garden or landscape. Therefore, if you notice a decrease in the visual appearance of your mulch or bare spots, it's time to add more to ensure it continues to offer the desired protection.



## Protect Plants

Many plants, shrubs, and trees don't cope well in our colder weather. By putting mulch down now, you will help stabilize the temperature of the soil and ensure your garden and landscape stay healthy through the winter months.

## Weeds

Weeds are the clearest indicator that you need to replace your mulch or change your mulching strategy. Mulch will lose its weed-deterring effect over time. As your layer of mulch breaks down and thins, weed seeds will have better access to your soil and light to grow.

## Don't Ignore Bare Soil

Having bare soil on your property will cause erosion and sediment runoff; mulching can help control erosion. Bare soil loses about five times as much sediment as soil covered with mulch.

FALL FUN

### Corky's Corn Maze at Keel Farms | Plant City

<https://www.corkymaze.com>

### Fox Squirrel Corn Maze & Pumpkin Patch | Plant City

<https://foxsquirrelcornmaze.com>

### Hunsader Farms Pumpkin Patch Festival | Bradenton

<https://www.hunsaderfarms.com/pumpkin-festival>

### Jimmy Mc's Sunflower Farm | Spring Hill

<https://www.facebook.com/jimmymcsfarm>

### Harvest Holler Corn Maze & Pumpkin Patch | Polk City

<https://harvestholler.com>

### Sweetfields Farm Corn Maze & Farm | Masaryktown

<http://sweetfieldsfarm.com>

### Harvestmoon Farm & Maze | Masaryktown

<https://www.harvestmoonfl.com>



## Sarasota

(941) 556-9404

Serving: Charlotte, DeSoto, Hardee, Manatee, Sarasota

## Tampa

(813) 757-6500

Serving: Hillsborough, Pasco, Pinellas, Polk

## Wesley Chapel

(813) 406-4465

Serving: Citrus, Hernando, Pasco, Pinellas